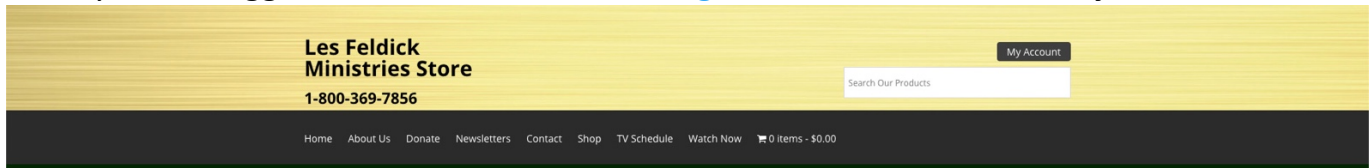


# How To Cancel Your Monthly Gift

1. Once you are logged in, click on the "[Recurring Donations](#)" link in the **My Account** menu:

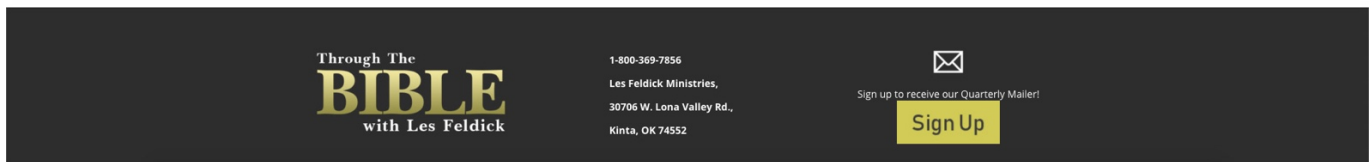


## My Account

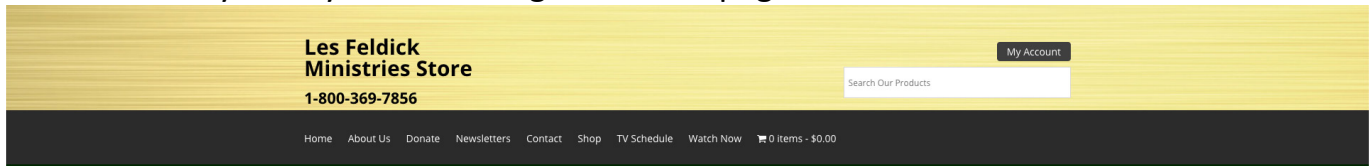
- [Dashboard](#)
- [Orders](#)
- [Donations](#)
- [Recurring Donations](#)
- [Addresses](#)
- [Account Details](#)
- [Payment Methods](#)
- [Logout](#)

Hello [redacted] (not [redacted]) | [Log out](#)

From your account dashboard you can view your recent orders, manage your shipping and billing addresses, and edit your password and account details.



2. That will take you to your Recurring Donations page:



## My Account

- [Dashboard](#)
- [Orders](#)
- [Donations](#)
- [Recurring Donations](#)
- [Addresses](#)
- [Account Details](#)
- [Payment Methods](#)
- [Logout](#)

Status	Active
Start date	3 days ago
Last order date	3 days ago
Next payment date	August 7, 2020
Payment	Via Checking Account ending in [redacted]
Actions	<a href="#">Cancel</a> <a href="#">Change payment</a> <a href="#">Renew now</a>

## Recurring Donation

Title	Total
<a href="#">Recurring Donation - Other</a> x 1	
Donation Amount: Other	
Is this a Gift in Memory or On Behalf of someone else?: Yes	
In Memory or On Behalf of: [redacted]	\$60.00 / month
<a href="#">Change Amount</a>	

3. To cancel, simply click the "Cancel" button:

The screenshot shows the 'My Account' page for Les Feldick Ministries Store. The header includes the store name, phone number (1-800-369-7856), a search bar, and a 'My Account' button. The navigation menu contains: Home, About Us, Donate, Newsletters, Contact, Shop, TV Schedule, Watch Now, and a shopping cart icon with '0 items - \$0.00'. The 'My Account' section has a sidebar with links: Dashboard, Orders, Donations, Recurring Donations, Addresses, Account Details, Payment Methods, and Logout. The main content area shows account details: Status (Active), Start date (3 days ago), Last order date (3 days ago), Next payment date (August 7, 2020), and Payment (Via Checking Account ending in [redacted]). The 'Actions' row contains three buttons: 'Cancel' (highlighted with a red border), 'Change payment', and 'Renew now'. Below this is the 'Recurring Donation' section with a table:

Title	Total
Recurring Donation - \$20 x 1	
Donation Amount: \$20	
Is this a Gift In Memory or On Behalf of someone else?: No	\$20.00 / month
<a href="#">Change Amount</a>	

4. Your recurring donation has now been cancelled:

The screenshot shows the 'My Account' page after the recurring donation has been cancelled. The header and navigation menu are identical to the previous screenshot. The 'My Account' sidebar is also the same. The account details table now shows: Status (Pending Cancellation), Start date (3 days ago), Last order date (3 days ago), and End date (August 7, 2020). The 'Actions' row contains a single button: 'Reactivate'. The 'Recurring Donation' section shows the same table as before, but with a 'Subtotal:' row and a 'Total:' row, both showing '\$20.00':

Title	Total
Recurring Donation - \$20 x 1	
Donation Amount: \$20	
Is this a Gift In Memory or On Behalf of someone else?: No	\$20.00
Subtotal:	\$20.00
Total:	\$20.00